



# How do I complete an online course in the IEEE Learning Network (ILN)?

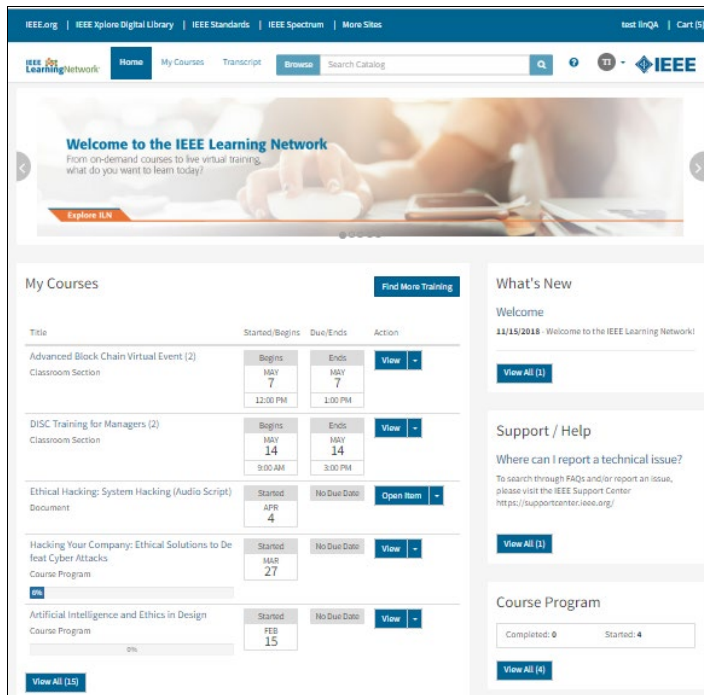
## Overview

When you enroll in a course on ILN, you are able to begin the course immediately. This User Guide assumes you are already enrolled, and will guide you through the completion process.

## Accessing your Enrolled Courses

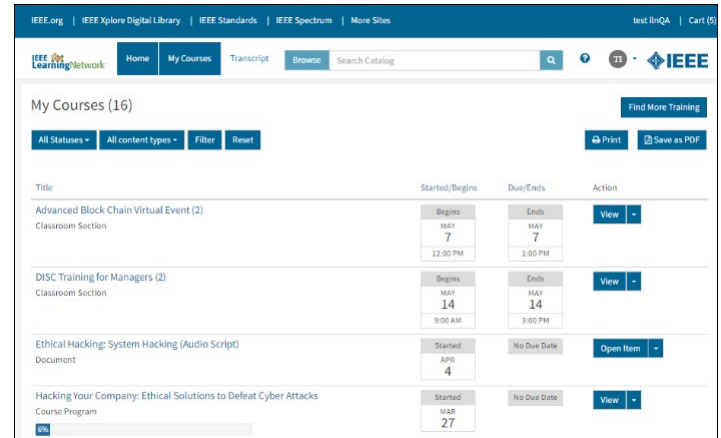
There are a number of ways to navigate to the courses you are enrolled, the simplest is from the logged in *ILN* home page.

Upon signing into ILN, you are presented with **My Courses** section of the *ILN* home page. This section displays up to five (5) courses you are enrolled.



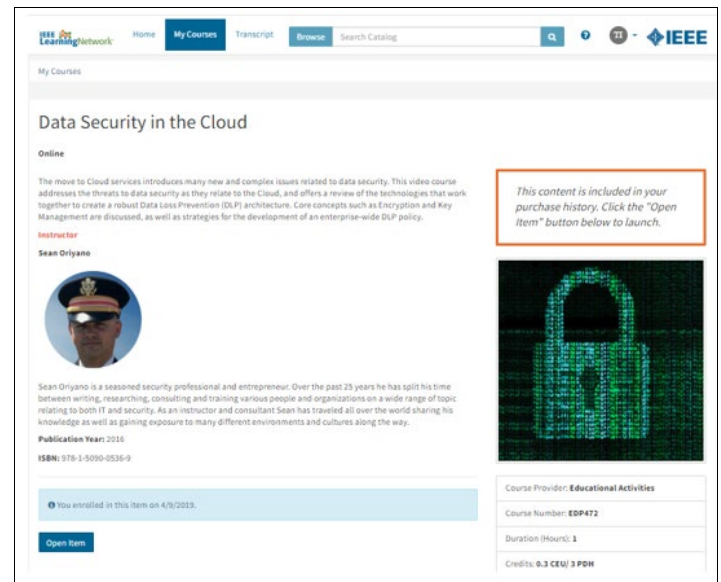
ILN Logged in home page

To view all of the courses you are currently enrolled in, click the **View All** button. The *My Courses* page opens displaying all of your enrollments.



My Courses page showing enrollments

To navigate to a specific course, click on the **<Course Title>** link. The *Course Details* page displays.



Course Details Page

Click the **Open Item** button below to launch the course.

## Completing a Course

Most courses include an assessment/quiz within the course. Successful completion and earning a certificate (if one is offered) is achieved by obtaining a passing score on the assessment.

There is no limit to the number of times an assessment/quiz is taken.