



Overview

The logged in IEEE Learning Network (ILN) home page is divided into several sections to ensure quick navigation around the site.

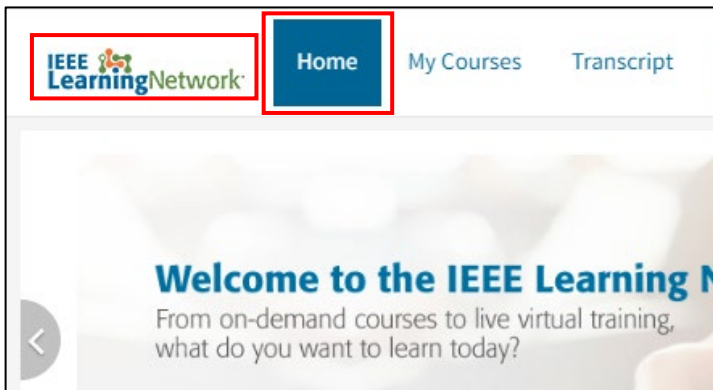
Navigation Bar

Options on the ILN Menu Bar provide access to view current courses, view your transcript, and to search the Catalog and access the IEEE website.

Home Button

The **Home** link can be used to navigate back to the main page regardless of where you are on ILN.

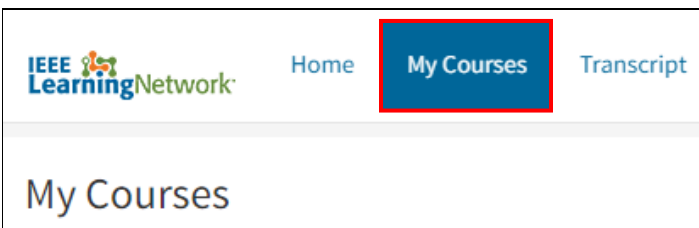
NOTE: Clicking the **IEEE Learning Network** logo also navigates you to the ILN *Home* page.



Navigation methods to the ILN home page

My Courses


Click the **My Courses** link to navigate to the *My Courses* page which lists of courses you are currently enrolled.



Link to My Courses page

Transcript

The **Transcript** link is used to navigate to the record of all learning content in which you have been enrolled or participated, as well as content assigned to you.

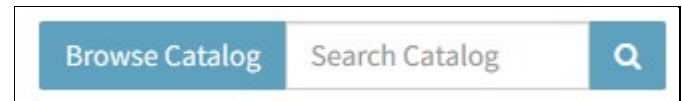


Link to Transcript page

Search

To locate courses on a specific topic, enter the key word(s) in the **Search Catalog** field and click the **Search** (magnifying glass) icon.

NOTE: The search is not case sensitive.



Search section of the ILN Menu Bar

The *Search Results* page displays all items matching the entered criteria. Click on the content title to view the details. Filter the results using any of the options (Category, Content Type, Provider) on the left side of the page.

To view all resources available in ILN, click the **Browse Catalog** button. Resources may be located by **Category** or by entering key words in the **Search for Content** field.

Profile

The **Profile** menu is used to set user preferences and access the **Log Out** option.

Preferences

Select **Preferences** from the **Profile** drop-down menu to open the page. Click the **Edit** button in any of the sections on the **Profile** or **Preferences** tabs (e.g., User Information, Work Information) to edit the available fields. Toggle the switches in the **Privacy** and **Communications** sections of the **Preference** tab as appropriate.

IEEE Website

Click the **IEEE** logo on the ILN Menu Bar to launch the IEEE.org website.

NOTE: The IEEE.org website may not open on a new tab so it may be necessary to log back into ILN.

Home Page

The home page has four distinct sections.

My Courses section

The **My Courses** section on the *ILN* home page displays the 5 most recent courses that are in progress or not yet started. To launch a resource, click the appropriate button in the **Action** column that corresponds to the resource.

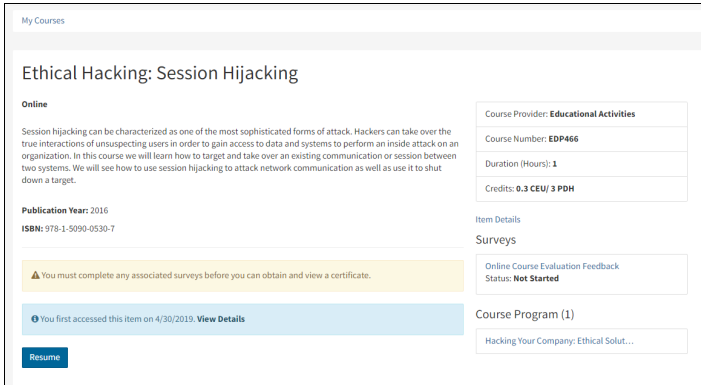
To access the complete list of all new and incomplete learning resources click on the **View All** button *OR* click the **My Courses** link on the ILN Menu Bar.

Course Title

To view details, including a summary and credits (if applicable) on the learning resource, click the **<Course Title>** link. The *Course Description* page includes a button to launch the resource, a



record of when the item was last accessed and a link to the overall course program when applicable.



The screenshot shows the 'My Courses' page for 'Ethical Hacking: Session Hijacking'. It includes course details such as 'Course Provider: Educational Activities', 'Course Number: EDP466', 'Duration (Hours): 1', and 'Credits: 0.3 CEU/ 3 PDH'. It also shows a 'Resume' button and a 'View Details' link.

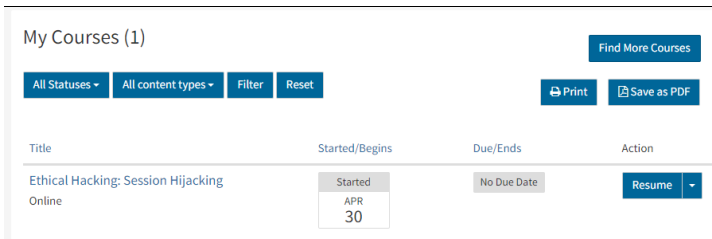
Content Details page

Date Columns

The list includes when the resource was started or first accessed. For live courses, the **Started/Begins** column will indicate when the course takes place. The **Due/Ends** column will indicate a specific end date if applicable.

Filtering

The *My Courses* page, includes buttons for filtering the list of courses to aid in locating a specific item. Click the **Status** or **Content Type** buttons to filter the list. Click the **Reset** button to return to the complete list.



The screenshot shows the 'My Courses' page with a table of courses. The table has columns for Title, Started/Begins, Due/Ends, and Action. The first row shows 'Ethical Hacking: Session Hijacking' with a 'Started' status on 'APR 30' and a 'Resume' button.

Title	Started/Begins	Due/Ends	Action
Ethical Hacking: Session Hijacking Online	Started APR 30	No Due Date	Resume

My Courses page

Completed Training section

The **Completed Training** section of the home page displays a list of the learnings in **Completed** status. Click the **<Course Title>** link for course details. To view the complete list of all completed learning items, click the **Recently Completed** button or select **Transcript** from the ILN Menu Bar.

Certificates

Click the **View Certificate** button to display the completion certificate for a course. The certificate may list Continuing Education Units (CEU) and/or Professional Development Hour (PDH) earned, as applicable.

NOTE: If an electronic (softcopy) version of the certificate is needed, click the **Print** link and select the print to PDF option.

What's New section

The **What's New** section includes information or important communications intended for all users. Some examples of these are:

- Upcoming meetings and events (or changes to them)
- Notification of new courses, content, or features in the system

Recent announcements are listed in descending order, with the most recently posted displaying first.

Select the title of an announcement to navigate to its content details page. Select the **View All** button to view a list of all announcements.

Support/ Help Section

The **Support/Help** section include Frequently Asked Questions (FAQ) that are presented in a question-and-answer format and intended for all users. Questions are posed in the title of an FAQ, and the answers/steps (and associated sources) display when you open the FAQ.

Recent FAQs are listed in descending order, with the most recently posted displaying first.

Select the title of the FAQ to navigate to its content details. Select the **View All** button to view a list of all FAQ.