



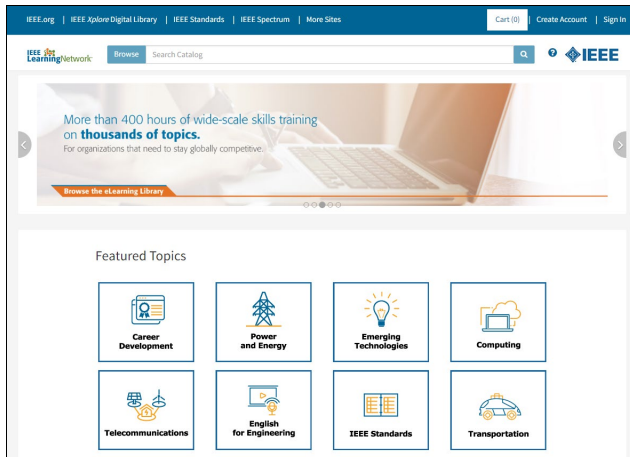
## Overview

Once you have purchased a course on ILN and have an established IEEE Account, you will be able to return to start or resume your course(s) at any time. This User Guide assumes you have already completed a purchase.

## Logging Back into ILN


To log into your ILN home page:

1. Open your browser and navigate to <https://iln.ieee.org>.



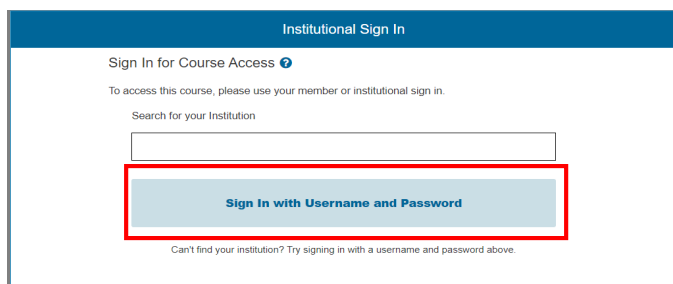
ILN Public Catalog Home page

2. Click the **Sign in** link located in the upper right corner of the page.



ILN Navigation Bar with Sign In link

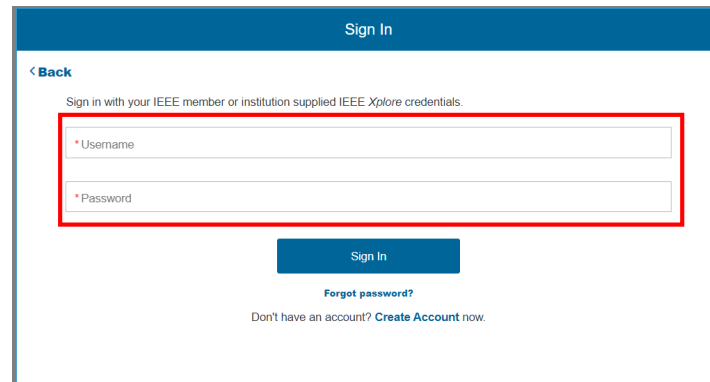
3. Click Sign In with Username and Password.



Sign in with Username and Password Option

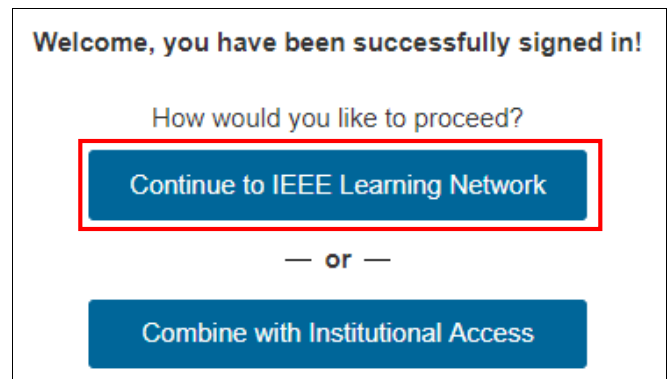
4. Complete the **email address** and **password** fields, entering your existing personal IEEE Account credentials.

5. Click the **Sign In** button.



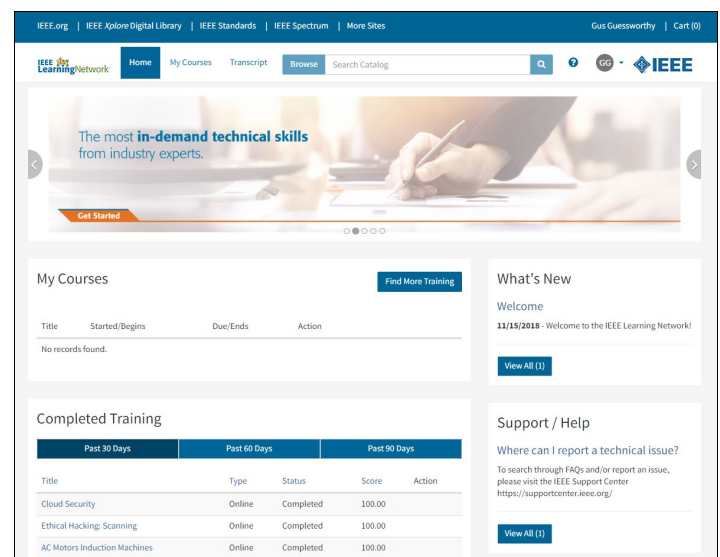
ILN Personal Sign In page

6. Click the **Continue to IEEE Learning Network** button.



ILN Access Options

You will then be brought to your *ILN* home page of ILN and can begin activities such as taking a course, reviewing your transcript, and other course related items.



ILN Personal Home page